

OPTOTRONIC FIT D NFC L

Linear / Area Constant Current – Non dimmable



Areas of application

- Linear lighting for office, education, industry, storage areas and retail
- Installation in emergency lighting systems according to IEC 61347-2-13, appendix J
- Suitable for installation in emergency lighting systems according to EN 60598-2-22
- Suitable for luminaires of protection class I

Product family benefits

- Flexible and future-proof current setting via NFC (Near Field Communication)
- Lifetime: up to 100,000 h (temperature at $T_C = 65\text{ °C}$, max. 10 % failure rate)
- High quality of light thanks to <1% output ripple current
- Very high efficiency
- Fulfill safety requirement due to overload, overtemperature protection

Product family features

- Line frequency: 0 Hz | 50 Hz | 60 Hz
- Versatile scope of application due to output power range of up to 75 W
- Supply voltage: 220...240 V
- Available with output current range: up to 550 mA
- Non-isolated drivers

Product family datasheet

Technical data

Electrical data

Product description	Nominal input voltage	Mains frequency	Input voltage AC	Input voltage DC	Current set
OT FIT 35/220...240/350 D NFC L	220...240 V	0/50/60 Hz	198...264 V	176...276 V	NFC ¹⁾
OT FIT 75/220...240/550 D NFC L	220...240 V	0/50/60 Hz	198...264 V	176...276 V	NFC ¹⁾
OT FIT 100/220...240/750 D NFC L	220...240 V	0/50/60 Hz	198...264 V	176...276 V	NFC

Product description	Power factor λ	Efficiency in full-load	Device power loss	Inrush current	Max. ECG no. on circuit breaker 10 A (B)
OT FIT 35/220...240/350 D NFC L	0.65C...0.97	91 % ²⁾	4.0 W	30 A	19
OT FIT 75/220...240/550 D NFC L	0.67C...0.98	94 % ²⁾	7.0 W	41 A	16
OT FIT 100/220...240/750 D NFC L	0.65C...0.99	95 % ²⁾	5.5 W	39 A	10

Product description	Max. ECG no. on circuit breaker 16 A (B)	Max. ECG no. on circuit breaker 25 A (B)	Surge capability (L/N-Ground)	Surge capability (L-N)
OT FIT 35/220...240/350 D NFC L	30	-	2 kV	1 kV
OT FIT 75/220...240/550 D NFC L	26	-	2 kV	1 kV
OT FIT 100/220...240/750 D NFC L	16	-	2 kV	1 kV

Product description	Nominal output voltage	Nominal output current	Default output current	Output ripple current (100 Hz)
OT FIT 35/220...240/350 D NFC L	54...216 V	75...350 mA ³⁾	75 mA	< 1 %
OT FIT 75/220...240/550 D NFC L	54...216 V	125...550 mA ⁴⁾	125 mA	< 1 %
OT FIT 100/220...240/750 D NFC L	54...216 V	250...750 mA	250 mA	≤ 1 %

Product description	Output PSTLM	Output SVM	Nominal output power	Maximum output power
OT FIT 35/220...240/350 D NFC L	≤1	≤0.4	6.1...35 W	35 W
OT FIT 75/220...240/550 D NFC L	≤1	≤0.4	10...75 W	75 W
OT FIT 100/220...240/750 D NFC L	≤1	≤0.4	13...100 W	100 W

Product description	Galvanic isolation	U-OUT (working voltage)	Output current tolerance	Total harmonic distortion	Max. ECG no. on circuit breaker 10 A (C)
OT FIT 35/220...240/350 D NFC L	Non isolated	< 250 V	±3 %	< 10 %	
OT FIT 75/220...240/550 D NFC L	Non isolated	< 250 V	±3 %	< 10 %	
OT FIT 100/220...240/750 D NFC L	Non isolated	< 250 V	±3 %	< 10 %	-

Product family datasheet

Product description	Max. ECG no. on circuit breaker 16 A (C)
OT FIT 35/220...240/350 D NFC L	
OT FIT 75/220...240/550 D NFC L	
OT FIT 100/220...240/750 D NFC L	-

1) Factory setting: minimum nominal output current

2) at 230 V, 50 Hz

3) Factory setting: 75 mA

4) Factory setting: 125 mA

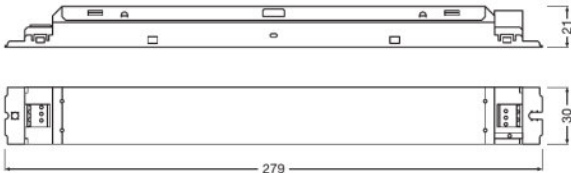
Dimensions & weight

Product description	Mounting hole spacing, length	Product weight	Cable cross-section, input side	Cable cross-section, output side	Wire preparation length, input side
OT FIT 35/220...240/350 D NFC L	270.0 mm	168.00 g	0.5...1.5 mm ²	0.5...1.5 mm ²	8.0...9.0 mm
OT FIT 75/220...240/550 D NFC L	270.0 mm	176.00 g	0.5...1.5 mm ²	0.5...1.5 mm ²	8.0...9.0 mm
OT FIT 100/220...240/750 D NFC L	270.0 mm	215.00 g	0.5...1.5 mm ²	0.5...1.5 mm ²	8.0...9.0 mm

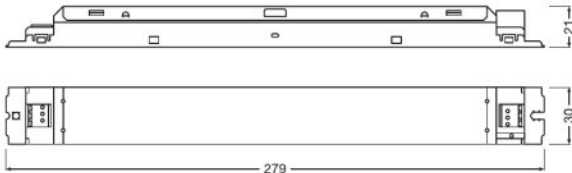
Product description	Wire preparation length, output side	Height	Width	Length
OT FIT 35/220...240/350 D NFC L	8.0...9.0 mm	21.0 mm	30.0 mm	280.0 mm
OT FIT 75/220...240/550 D NFC L	8.0...9.0 mm	21.0 mm	30.0 mm	280.0 mm
OT FIT 100/220...240/750 D NFC L	8.0...9.0 mm	21.0 mm	30.0 mm	280.0 mm

Product family datasheet

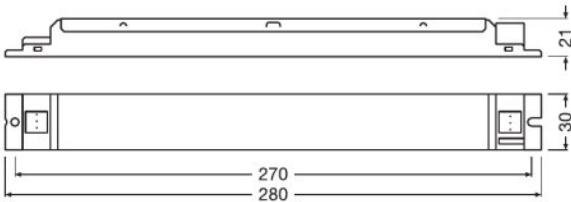
Product line drawing



OT FIT 35/220...240/350 D NFC L



OT FIT 75/220...240/550 D NFC L



OT FIT 100/220...240/750 D NFC L

Product family datasheet

Colors & materials

Product description	Casing material
OT FIT 35/220...240/350 D NFC L	Metal
OT FIT 75/220...240/550 D NFC L	Metal
OT FIT 100/220...240/750 D NFC L	Metal

Temperatures & operating conditions

Product description	Ambient temperature range	Maximum temperature at tc test point	Max.housing temperature in case of fault	Temperature range at storage
OT FIT 35/220...240/350 D NFC L	-25...+60 °C	75 °C	110 °C	-40...+85 °C
OT FIT 75/220...240/550 D NFC L	-25...+50 °C	75 °C	110 °C	-40...+85 °C
OT FIT 100/220...240/750 D NFC L	-25...+50 °C	75 °C	110 °C	-40...+85 °C

Product description	Permitted rel. humidity during operation
OT FIT 35/220...240/350 D NFC L	5...85 % ¹⁾
OT FIT 75/220...240/550 D NFC L	5...85 % ¹⁾
OT FIT 100/220...240/750 D NFC L	5...85 % ¹⁾

¹⁾ Maximum 56 days/year at 85 %

Lifespan

Product description	ECG lifetime
OT FIT 35/220...240/350 D NFC L	50000 / 100000 h ¹⁾
OT FIT 75/220...240/550 D NFC L	50000 / 100000 h ¹⁾
OT FIT 100/220...240/750 D NFC L	50000 / 100000 h

¹⁾ At maximum $T_c = 75^\circ\text{C} / 10\%$ failure rate / At $T_c = 65^\circ\text{C} / 10\%$ failure rate

Additional product data

Product description	Encapsulated
OT FIT 35/220...240/350 D NFC L	No
OT FIT 75/220...240/550 D NFC L	
OT FIT 100/220...240/750 D NFC L	

Capabilities

Product description	Dimmable	Overheating protection	Overload protection
OT FIT 35/220...240/350 D NFC L	No	Automatic reversible	Automatic reversible
OT FIT 75/220...240/550 D NFC L	No	Automatic reversible	Automatic reversible
OT FIT 100/220...240/750 D NFC L	No	Automatic reversible	Automatic reversible

Product family datasheet

Product description	Short-circuit protection	No-load proof	Intended for no-load operation	Max. cable length to lamp/LED module
OT FIT 35/220...240/350 D NFC L	Automatic reversible	Yes	No	2.0 m ¹⁾
OT FIT 75/220...240/550 D NFC L	Automatic reversible	Yes	No	2.0 m ¹⁾
OT FIT 100/220...240/750 D NFC L	Automatic reversible	Yes	No	2.0 m ¹⁾

Product description	Suitable for fixtures with prot. class	Suitable for emergency lighting	Number of channels
OT FIT 35/220...240/350 D NFC L	I	Yes	1
OT FIT 75/220...240/550 D NFC L	I	Yes	1
OT FIT 100/220...240/750 D NFC L	I	Yes	1

¹⁾ Output wires must be routed as close as possible to each other

Programming

Product description	Programming device
OT FIT 35/220...240/350 D NFC L	
OT FIT 75/220...240/550 D NFC L	
OT FIT 100/220...240/750 D NFC L	FEIG

Certificates & standards

Product description	Approval marks – approval	Standards	Type of protection
OT FIT 35/220...240/350 D NFC L	CE / EL / VDE-ENEC / EAC / CCC / BIS / RCM	Acc. to EN 61347-1/Acc. to EN 61347-2-13/Acc. to EN 62384/Acc. to EN 61000-3-2/Acc. to EN 61000-3-3/Acc. to EN 61547	IP20
OT FIT 75/220...240/550 D NFC L	CE / EL / VDE-ENEC / EAC / CCC / BIS / RCM	Acc. to EN 61347-1/Acc. to EN 61347-2-13/Acc. to EN 62384/Acc. to EN 61000-3-2/Acc. to EN 61000-3-3/Acc. to EN 61547	IP20
OT FIT 100/220...240/750 D NFC L	CE / EL / VDE-ENEC / EAC / CCC / BIS / RCM	Acc. to IEC 61347-1/Acc. to IEC 61347-2-13/Acc. to IEC 62384/Acc. to IEC 61000-3-2/Acc. to IEC 61000-3-3/Acc. to IEC 61547	IP20

Product family datasheet

Logistical data

Product description	Commodity code
OT FIT 35/220...240/350 D NFC L	85044083900
OT FIT 75/220...240/550 D NFC L	85044083900
OT FIT 100/220...240/750 D NFC L	85044083900

Environmental information Information according Art. 33 of EU Regulation (EC) 1907/2006 (REACH)

Product description	Date of Declaration	Primary Article Identifier	Candidate List Substance 1
OT FIT 35/220...240/350 D NFC L	26-05-2023	4052899990166	Lead
OT FIT 75/220...240/550 D NFC L	26-05-2023	4052899990180	Lead
OT FIT 100/220...240/750 D NFC L	11-08-2023	4062172122863	Lead

Product description	CAS No. of substance 1	Safe Use Instruction	Declaration No. in SCIP database
OT FIT 35/220...240/350 D NFC L	7439-92-1	The identification of the Candidate List substance is sufficient to allow safe use of the article.	76bfa7be-1a77-426d-8d9d-21bf10e67f82
OT FIT 75/220...240/550 D NFC L	7439-92-1	The identification of the Candidate List substance is sufficient to allow safe use of the article.	fc93a18a-09ff-4d85-8384-ef3527f330aa
OT FIT 100/220...240/750 D NFC L	7439-92-1	The identification of the Candidate List substance is sufficient to allow safe use of the article.	8a53955f-cb2c-421c-b735-328caec80e98


Application advice

For more detailed application information and graphics please see product datasheet.




















Sales and Technical Support

Sales and Technical Support www.osram.com

Download Data

File
 User instruction OPTOTRONIC LED Power Supply

Product family datasheet

	Certificates OT EMC 40050085 200220
	Certificates OT ENEC 40038085 010322
	Certificates OT EMC 40044675 031022
	Declarations of conformity OT FIT D NFC L UK DoC 4281277 230322
	Declarations of conformity OT FIT D NFC L CE 3694918 161023
	Declarations of conformity EATON(CEAG)-Conformity declaration AM10972 OT FIT 35220-240350 D NFC L
	Declarations of conformity INOTEC-Conformity declaration AM10972 OT FIT 35220-240350 D NFC L
	CAD data OT FIT D NFC L IGS 251119
	CAD data OT FIT D NFC L STEP 251119
	CAD Data 2-dim OT FIT D NFC L CAD2PDF 251119
	CAD data 3-dim OT FIT D NFC L CAD3PDF 251119
	Declarations of conformity EATON(CEAG)-Conformity declaration AM10971 OT FIT 75220-240550 D NFC L
	Declarations of conformity INOTEC-Conformity declaration AM10971 OT FIT 75220-240550 D NEC L
	User instruction OPTOTRONIC LED Power Supply
	Certificates OT FIT OTI DALI CB DE1 62965 270220
	CAD data OT FIT 100 D NFC L IGS 270220
	CAD data OT FIT 100 D NFC L STEP 270220
	CAD Data 2-dim OT FIT 100 D NFC L CAD2PDF 270220
	CAD data 3-dim OT FIT 100 D NFC L CAD3PDF 270220

Product family datasheet

Ecodesign regulation information:

Intended for use with LED modules.

The forward voltage of the LED light source shall be within the defined operating window of the control gear in all operating conditions including dimming if applicable.

Separate control gear and light sources must be disposed of at certified disposal companies in accordance with Directive 2012/19/EU (WEEE) in the EU and with Waste Electrical and Electronic Equipment (WEEE) Regulations 2013 in the UK. For this purpose, collection points for recycling centres and take-back systems (CRSO) are available from retailers or private disposal companies, which accept separate control gear and light sources free of charge. In this way, raw materials are conserved and materials are recycled.

Logistical Data

Product code	Product description	Packaging unit (Pieces/Unit)	Dimensions (length x width x height)	Volume	Gross weight
4052899990166	OT FIT 35/220...240/350 D NFC L	Shipping carton box 20	309 mm x 225 mm x 78 mm	5.42 dm ³	4595.00 g
4052899990180	OT FIT 75/220...240/550 D NFC L	Shipping carton box 20	303 mm x 159 mm x 105 mm	5.06 dm ³	3647.00 g
4062172122863	OT FIT 100/220...240/750 D NFC L	Shipping carton box 20	309 mm x 225 mm x 78 mm	5.42 dm ³	4495.00 g

- The mentioned product code describes the smallest quantity unit which can be ordered. One shipping unit can contain one or more single products. When placing an order, for the quantity please enter single or multiples of a shipping unit.

Disclaimer

Subject to change without notice. Errors and omission excepted. Always make sure to use the most recent release.