


OPTOTRONIC FIT D NFC HC B

Linear / Area Constant Current – Non dimmable



Areas of application

- Linear and area lighting
- Horticulture lighting
- Industry lighting
- Suitable for luminaires of protection class I

Product family benefits

- Flexible and future-proof current setting via NFC (Near Field Communication)
- Lifetime: up to 100,000 h (temperature at $T_c = 65\text{ °C}$, max. 10 % failure rate)
- Higher quality of light thanks to < 1% output ripple current
- Very high efficiency (up to 97%)
- Protection against 4 kV burst and 2 kV surge voltage (L-N and L-N/PE)

Product family features

- 1- and 2-channels drivers
- Line frequency: 47.5...60 Hz
- Versatile scope of application due to output power range of up to 1050 W
- Supply voltage: 220...240 V / 400 V
- Available with output current range: up to 1,600 mA
- Non-isolated drivers

Product family datasheet

Technical data

Electrical data

Product description	Nominal input voltage	Mains frequency	Input voltage AC	Current set	Power factor λ
OT FIT 500/220...400/1A6 D NFC HC B L	220...400 V	50...60 Hz	198...440 V	NFC	> 0.98
OT FIT 1000/220...400/1A6 D NFC HC 2CH B L	220...400 V	50...60 Hz	198...440 V	NFC	> 0.98

Product description	Efficiency in full-load	Device power loss	Inrush current	Max. ECG no. on circuit breaker 10 A (B)	Max. ECG no. on circuit breaker 10 A (C)
OT FIT 500/220...400/1A6 D NFC HC B L	96 % ¹⁾	24 / 19 W ²⁾	9.4 / 15.9 A ³⁾	-	-
OT FIT 1000/220...400/1A6 D NFC HC 2CH B L	97 % ⁷⁾	50 / 30 W ⁸⁾	9.6 / 15.9 A ⁹⁾	-	-

Product description	Max. ECG no. on circuit breaker 16 A (B)	Max. ECG no. on circuit breaker 16 A (C)	Max. ECG no. on circuit breaker 25 A (B)	Surge capability (L/N-Ground)	Surge capability (L-N)
OT FIT 500/220...400/1A6 D NFC HC B L	5 / 12 ⁴⁾	5 / 15 ⁵⁾	8 / 18 ⁶⁾	2 kV	2 kV
OT FIT 1000/220...400/1A6 D NFC HC 2CH B L	3 / 8 ¹⁰⁾	3 / 8 ¹⁰⁾	5 / 12 ⁴⁾	2 kV	2 kV

Product description	Nominal output voltage	Nominal output current	Output PSTLM	Output SVM
OT FIT 500/220...400/1A6 D NFC HC B L	150...550 V	400...1600 mA	≤ 1	≤ 0.4
OT FIT 1000/220...400/1A6 D NFC HC 2CH B L	150...550 V	400...1600 mA	≤ 1	≤ 0.4

Product description	Nominal output power	Maximum output power	Output ripple current (100 Hz)	Default output current
OT FIT 500/220...400/1A6 D NFC HC B L	200...525 W	525 W	< 1 %	400 mA
OT FIT 1000/220...400/1A6 D NFC HC 2CH B L	400...1050 W	1050 W	< 1 %	400 mA

Product description	Galvanic isolation
OT FIT 500/220...400/1A6 D NFC HC B L	Non isolated
OT FIT 1000/220...400/1A6 D NFC HC 2CH B L	Non isolated

¹⁾ at 230 V, 50 Hz

²⁾ At 230 V = 24 W / At 400 V = 19 W

³⁾ At 230 V = 9.4 A / At 400 V = 15.9 A

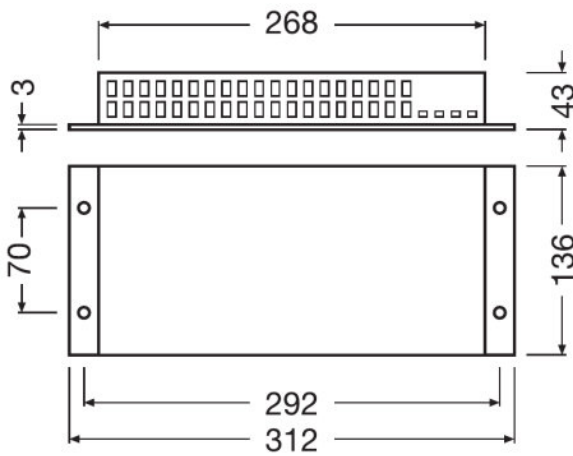
Product family datasheet

- 4) At 230 V = 5 / At 400 V = 12
- 5) At 230 V = 5 / At 400 V = 15
- 6) At 230 V = 8 / At 400 V = 18
- 7) at 400 V, 50 Hz
- 8) At 230 V = 50 W / At 400 V = 30 W
- 9) At 230 V = 9.6 A / At 400 V = 15.9 A
- 10) At 230 V = 3 / At 400 V = 8

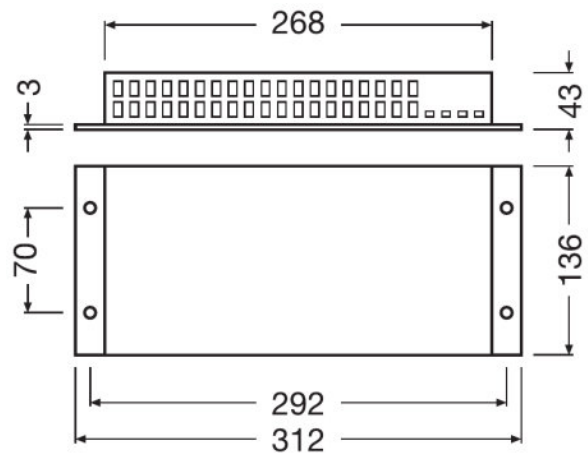
Dimensions & weight

Product description	Mounting hole spacing, length	Product weight	Width	Length	Height
OT FIT 500/220...400/1A6 D NFC HC B L	258.0 mm	1400.00 g	136.0 mm	312.0 mm	43.0 mm
OT FIT 1000/220...400/1A6 D NFC HC 2CH B L	258.0 mm	1400.00 g	136.0 mm	312.0 mm	43.0 mm

Product line drawing



OT FIT 500/220...400/1A6 D NFC HC B L



OT FIT 1000/220...400/1A6 D NFC HC 2CH B L

Product family datasheet

Temperatures & operating conditions

Product description	Ambient temperature range	Maximum temperature at tc test point	Max.housing temperature in case of fault	Temperature range at storage
OT FIT 500/220...400/1A6 D NFC HC B L	-25...+50 °C	50 °C	110 °C	-40...+85 °C
OT FIT 1000/220...400/1A6 D NFC HC 2CH B L	-25...+50 °C	65 °C	110 °C	-40...+85 °C

Product description	Permitted rel. humidity during operation
OT FIT 500/220...400/1A6 D NFC HC B L	5...85 % ¹⁾
OT FIT 1000/220...400/1A6 D NFC HC 2CH B L	5...85 % ¹⁾

¹⁾ Maximum 56 days/year at 85 %

Lifespan

Product description	ECG lifetime
OT FIT 500/220...400/1A6 D NFC HC B L	100000 / 50000 h
OT FIT 1000/220...400/1A6 D NFC HC 2CH B L	100000 / 50000 h

Additional product data

Product description	Encapsulated
OT FIT 500/220...400/1A6 D NFC HC B L	No
OT FIT 1000/220...400/1A6 D NFC HC 2CH B L	No

Capabilities

Product description	Dimmable	Overheating protection	Overload protection
OT FIT 500/220...400/1A6 D NFC HC B L	No	Yes	Yes
OT FIT 1000/220...400/1A6 D NFC HC 2CH B L	No	Yes	Yes

Product description	Short-circuit protection	No-load proof	Intended for no-load operation	Max. cable length to lamp/LED module
OT FIT 500/220...400/1A6 D NFC HC B L	Yes	Yes	No	2.5 m ¹⁾
OT FIT 1000/220...400/1A6 D NFC HC 2CH B L	Yes	Yes	No	2.5 m ¹⁾

Product family datasheet

Product description	Suitable for fixtures with prot. class	Number of channels
OT FIT 500/220...400/1A6 D NFC HC B L	I	1
OT FIT 1000/220...400/1A6 D NFC HC 2CH B L	I	2

1) Output wires must be routed as close as possible to each other

Programming

Product description	Programming device
OT FIT 500/220...400/1A6 D NFC HC B L	DALI magic / FEIG
OT FIT 1000/220...400/1A6 D NFC HC 2CH B L	DALI magic / FEIG

Certificates & standards

Product description	Approval marks – approval	Standards	Type of protection
OT FIT 500/220...400/1A6 D NFC HC B L	CE	Acc. to EN 61347-1/Acc. to EN 61347-2-13/Acc. to EN 62384/Acc. to EN 61000-3-2/Acc. to EN 61000-3-3/Acc. to EN 61547	IP20
OT FIT 1000/220...400/1A6 D NFC HC 2CH B L	CE	Acc. to EN 61347-1/Acc. to EN 61347-2-13/Acc. to EN 62384/Acc. to EN 61000-3-2/Acc. to EN 61000-3-3/Acc. to EN 61547	IP20

Logistical data

Product description	Commodity code
OT FIT 500/220...400/1A6 D NFC HC B L	85044083900
OT FIT 1000/220...400/1A6 D NFC HC 2CH B L	85044083900

Environmental information Information according Art. 33 of EU Regulation (EC) 1907/2006 (REACH)

Product description	Date of Declaration	Primary Article Identifier	Candidate List Substance 1
OT FIT 500/220...400/1A6 D NFC HC B L	30-06-2023	4052899624436	Lead
OT FIT 1000/220...400/1A6 D NFC HC 2CH B L	28-04-2023	4052899624429	Lead

Product family datasheet

Product description	CAS No. of substance 1	Safe Use Instruction	Declaration No. in SCIP database
OT FIT 500/220...400/1A6 D NFC HC B L	7439-92-1	The identification of the Candidate List substance is sufficient to allow safe use of the article.	ded81c24-8505-42b9-8430-f8e83477fc0d
OT FIT 1000/220...400/1A6 D NFC HC 2CH B L	7439-92-1	The identification of the Candidate List substance is sufficient to allow safe use of the article.	07d89647-7455-414d-8bb4-4a707ac622e7










Application advice

For more detailed application information and graphics please see product datasheet.

Sales and Technical Support

Sales and Technical Support www.osram.com

Download Data

File	
	User instruction OPTOTRONIC LED Power Supply
	CAD data OT FIT 500 D NFC HC BL IGS 120721
	CAD data OT FIT 500 D NFC HC BL STEP 120721
	CAD Data 2-dim OT FIT 500 D NFC HC BL CAD2PDF 120721
	CAD data 3-dim OT FIT 500 D NFC HC BL CAD3PDF 120721
	CAD data OT FIT 1000 D NFC HC 2CH BL IGS 120721
	CAD data OT FIT 1000 D NFC HC 2CH BL STEP 120721
	CAD Data 2-dim OT FIT 1000 D NFC HC 2CH BL CAD2PDF 120721
	CAD data 3-dim OT FIT 1000 D NFC HC 2CH BL CAD3PDF 120721

Product family datasheet

Ecodesign regulation information:

Intended for use with LED modules.

The forward voltage of the LED light source shall be within the defined operating window of the control gear in all operating conditions including dimming if applicable.

Separate control gear and light sources must be disposed of at certified disposal companies in accordance with Directive 2012/19/EU (WEEE) in the EU and with Waste Electrical and Electronic Equipment (WEEE) Regulations 2013 in the UK. For this purpose, collection points for recycling centres and take-back systems (CRSO) are available from retailers or private disposal companies, which accept separate control gear and light sources free of charge. In this way, raw materials are conserved and materials are recycled.

Logistical Data

Product code	Product description	Packaging unit (Pieces/Unit)	Dimensions (length x width x height)	Volume	Gross weight
4052899624436	OT FIT 500/220...400/1A6 D NFC HC B L	Shipping carton box 5	345 mm x 265 mm x 165 mm	15.09 dm ³	7468.00 g
4052899624429	OT FIT 1000/220...400/1A6 D NFC HC 2CH B L	Shipping carton box 5	345 mm x 265 mm x 165 mm	15.09 dm ³	7468.00 g

The mentioned product code describes the smallest quantity unit which can be ordered. One shipping unit can contain one or more single products. When placing an order, for the quantity please enter single or multiples of a shipping unit.

Disclaimer

Subject to change without notice. Errors and omission excepted. Always make sure to use the most recent release.
