

## OPTOTRONIC FIT D LT2 UF L

Linear / Area Constant Current – Non dimmable



### Areas of application

- Linear lighting for office, education, industry, storage areas and retail
- Installation in emergency lighting systems according to IEC 61347-2-13, appendix J
- Suitable for luminaires of protection class I

### Product family benefits

- Ultra-flat housing (11 mm height) for innovative luminaire designs and applications
- Flexible and future-proof current setting via NFC and LT2
- Lifetime: up to 100,000 h (temperature at  $T_C = 65\text{ }^\circ\text{C}$ , max. 10 % failure rate)
- Higher quality of light thanks to < 1% output ripple current
- Very high efficiency
- Fulfill safety requirement due to overload, overtemperature, Hot Plug protection

### Product family features

- Line frequency: 0 Hz | 50 Hz | 60 Hz
- Versatile window driver up to 75 W due to flexible output characteristic
- Supply voltage: 220...240 V
- Available with output current range: up to 700 mA
- Non-isolated drivers

# Product family datasheet

## Technical data

### Electrical data

Product description	Nominal input voltage	Mains frequency	Input voltage AC	Input voltage DC	Current set
OT FIT 35/220...240/400 D LT2 UF L	220...240 V	0/50/60 Hz	198...264 V	176...276 V	LEDset2 / NFC
OT FIT 75/220...240/700 D LT2 UF L	220...240 V	0/50/60 Hz	198...264 V	176...276 V	LEDset2 / NFC

Product description	Power factor $\lambda$	Efficiency in full-load	Device power loss	Inrush current	Max. ECG no. on circuit breaker 10 A (B)
OT FIT 35/220...240/400 D LT2 UF L	0.37C...0.96	93 % <sup>1)</sup>	4.0 W	10 A	18
OT FIT 75/220...240/700 D LT2 UF L	0.60C...0.98	93 % <sup>1)</sup>	7.0 W	20 A	12

Product description	Max. ECG no. on circuit breaker 10 A (C)	Max. ECG no. on circuit breaker 16 A (B)	Max. ECG no. on circuit breaker 16 A (C)	Max. ECG no. on circuit breaker 25 A (B)	Surge capability (L/N-Ground)
OT FIT 35/220...240/400 D LT2 UF L	-	30	-	-	2 kV
OT FIT 75/220...240/700 D LT2 UF L	-	20	-	-	2 kV

Product description	Surge capability (L-N)	Nominal output voltage	Nominal output current	Output current LEDset open
OT FIT 35/220...240/400 D LT2 UF L	1 kV	54...240 V	75...400 mA <sup>2)</sup>	35 mA
OT FIT 75/220...240/700 D LT2 UF L	1 kV	54...240 V	150...700 mA <sup>2)</sup>	75 mA

Product description	Output current LEDset shorted	Default output current	Output ripple current (100 Hz)
OT FIT 35/220...240/400 D LT2 UF L	75 mA	35 mA <sup>3)</sup>	< 1 %
OT FIT 75/220...240/700 D LT2 UF L	125 mA	75 mA <sup>3)</sup>	< 1 %

Product description	Output PSTLM	Output SVM	Nominal output power	Maximum output power
OT FIT 35/220...240/400 D LT2 UF L	$\leq 1$	$\leq 0.4$	4...38 W	38 W
OT FIT 75/220...240/700 D LT2 UF L	$\leq 1$	$\leq 0.4$	8.0...75 W	75 W

Product description	Output current tolerance	Galvanic isolation	Total harmonic distortion	U-OUT (working voltage)
OT FIT 35/220...240/400 D LT2 UF L	$\pm 5$ %	Non isolated	< 10 %	< 250 V
OT FIT 75/220...240/700 D LT2 UF L	$\pm 5$ %	Non isolated	< 10 %	< 250 V

Product description	Galvanic isolation primary/secondary
OT FIT 35/220...240/400 D LT2 UF L	-
OT FIT 75/220...240/700 D LT2 UF L	-

<sup>1)</sup> at 230 V, 50 Hz

## Product family datasheet

2)  $\pm 5\%$

3) LEDset deactivated

### Dimensions & weight

Product description	Mounting hole spacing, length	Product weight	Cable cross-section, input side	Cable cross-section, output side	Wire preparation length, input side
OT FIT 35/220...240/400 D LT2 UF L	350.0 mm	180.00 g	0.5...1.5 mm <sup>2</sup>	0.5...1.5 mm <sup>2</sup>	8.0...9.0 mm
OT FIT 75/220...240/700 D LT2 UF L	350.0 mm	180.00 g	0.5...1.5 mm <sup>2</sup>	0.5...1.5 mm <sup>2</sup>	8.0...9.0 mm

Product description	Wire preparation length, output side	Height	Width	Length
OT FIT 35/220...240/400 D LT2 UF L	8.0...9.0 mm	11.0 mm <sup>1)</sup>	30.0 mm	360.0 mm
OT FIT 75/220...240/700 D LT2 UF L	8.0...9.0 mm	11.0 mm <sup>1)</sup>	30.0 mm	360.0 mm

1) +/- 0.55 mm

### Product line drawing



OT FIT 35/220...240/400 D LT2 UF L, OT FIT  
75/220...240/700 D LT2 UF L

# Product family datasheet

## Colors & materials

Product description	Casing material
OT FIT 35/220...240/400 D LT2 UF L	Metal
OT FIT 75/220...240/700 D LT2 UF L	Metal

## Temperatures & operating conditions

Product description	Ambient temperature range	Maximum temperature at tc test point	Max.housing temperature in case of fault	Temperature range at storage
OT FIT 35/220...240/400 D LT2 UF L	-25...+60 °C	75 °C	110 °C	-40...+85 °C
OT FIT 75/220...240/700 D LT2 UF L	-25...+50 °C	75 °C	110 °C	-40...+85 °C

Product description	Permitted rel. humidity during operation
OT FIT 35/220...240/400 D LT2 UF L	5...85 % <sup>1)</sup>
OT FIT 75/220...240/700 D LT2 UF L	5...85 % <sup>1)</sup>

<sup>1)</sup> Maximum 56 days/year at 85 %

## Lifespan

Product description	ECG lifetime
OT FIT 35/220...240/400 D LT2 UF L	100000 / 50000 h <sup>1)</sup>
OT FIT 75/220...240/700 D LT2 UF L	100000 / 50000 h <sup>1)</sup>

<sup>1)</sup> At maximum  $T_c = 75^\circ\text{C}$  / 10% failure rate / At  $T_c = 65^\circ\text{C}$  / 10% failure rate

## Expected Lifetime

Product name				
OT FIT 35/220...240/400 D LT2 UF L	ECG ambient temperature [ta]	50	-	-
	Temperature at tc-point [°C]	75	-	-
	Lifetime [h]	50000 <sup>1)</sup>	-	-
OT FIT 75/220...240/700 D LT2 UF L	ECG ambient temperature [ta]	50	-	-
	Temperature at tc-point [°C]	75	-	-
	Lifetime [h]	50000 <sup>2)</sup>	-	-

<sup>1)</sup> Max. 10% failure rate at tc max and input voltage 230 V<sub>AC</sub>

<sup>2)</sup> Max. 10% failure rate at tc max and input voltage 230 V<sub>AC</sub>

## Product family datasheet

### Capabilities

Product description	Dimmable	Overheating protection	Overload protection
OT FIT 35/220...240/400 D LT2 UF L	No	Automatic reversible	Automatic reversible
OT FIT 75/220...240/700 D LT2 UF L	No	Automatic reversible	Automatic reversible

Product description	Short-circuit protection	No-load proof	Intended for no-load operation	Max. cable length to lamp/LED module
OT FIT 35/220...240/400 D LT2 UF L	Automatic reversible	Yes	No	2.0 m <sup>1)</sup>
OT FIT 75/220...240/700 D LT2 UF L	Automatic reversible	Yes	No	2.0 m <sup>1)</sup>

Product description	Suitable for fixtures with prot. class	Number of channels	Suitable for emergency lighting
OT FIT 35/220...240/400 D LT2 UF L	I	1	Yes
OT FIT 75/220...240/700 D LT2 UF L	I	1	Yes

<sup>1)</sup> Output wires must be routed as close as possible to each other

### Programming

Product description	Programming device
OT FIT 35/220...240/400 D LT2 UF L	NFC
OT FIT 75/220...240/700 D LT2 UF L	NFC

### Certificates & standards

Product description	Approval marks – approval	Standards	Type of protection
OT FIT 35/220...240/400 D LT2 UF L	EL / VDE-ENEC / EAC / CCC / BIS / RCM / CE / VDE-EMC	Acc. to EN 61347-1/Acc. to EN 61347-2-13/Acc. to EN 62384/Acc. to EN 61000-3-2/Acc. to EN 61000-3-3/Acc. to EN 61547	IP20
OT FIT 75/220...240/700 D LT2 UF L	EL / VDE-ENEC / EAC / CCC / BIS / RCM / CE / VDE-EMC	Acc. to EN 61347-1/Acc. to EN 61347-2-13/Acc. to EN 62384/Acc. to EN 61000-3-2/Acc. to EN 61000-3-3/Acc. to EN 61547	IP20

### Logistical data

Product description	Commodity code
OT FIT 35/220...240/400 D LT2 UF L	85044083900
OT FIT 75/220...240/700 D LT2 UF L	85044083900

## Product family datasheet

### Environmental information Information according Art. 33 of EU Regulation (EC) 1907/2006 (REACH)

Product description	Date of Declaration	Primary Article Identifier	Candidate List Substance 1
OT FIT 35/220...240/400 D LT2 UF L	19-05-2023	4052899590960	Lead
OT FIT 75/220...240/700 D LT2 UF L	28-04-2023	4052899590984	Lead

Product description	CAS No. of substance 1	Safe Use Instruction	Declaration No. in SCIP database
OT FIT 35/220...240/400 D LT2 UF L	7439-92-1	The identification of the Candidate List substance is sufficient to allow safe use of the article.	1303dfab-3c18-4421-9baf-b59107acae8e
OT FIT 75/220...240/700 D LT2 UF L	7439-92-1	The identification of the Candidate List substance is sufficient to allow safe use of the article.	1303dfab-3c18-4421-9baf-b59107acae8e








### Application advice

For more detailed application information and graphics please see product datasheet.







### Sales and Technical Support

Sales and Technical Support [www.osram.com](http://www.osram.com)

### Download Data

File
 User instruction OPTOTRONIC LED Power Supply
 Certificates OT EMC 40050085 200220
 Certificates OT ENEC 40038085 010322
 Certificates OT EMC 40044675 031022
 Declarations of conformity OT FIT D LT2 UF L CE 3661214 220322
 Declarations of conformity EATON(CEAG) Conformity declaration AM17670_OT_FIT35_220-240_400_D_LT2_UF_L
 Declarations of conformity INOTEC Conformity declaration AM17670_OT_FIT35_220-240_400_D_LT2_UF_L

## Product family datasheet

	CAD data OT FIT LT2 UFL IGS 121119
	CAD data OT FIT LT2 UFL STEP 121119
	CAD Data 2-dim OT FIT LT2 UFL CAD2PDF 121119
	CAD data 3-dim OT FIT LT2 UFL CAD3PDF 121119
	Declarations of conformity EATON(CEAG) Conformity declaration AM17671_OT_FIT75_220-240_700_D_LT2_UF_L
	Declarations of conformity INOTEC Conformity declaration AM17671_OT_FIT75_220-240_700_D_LT2_UF_L

### Ecodesign regulation information:

Intended for use with LED modules.

The forward voltage of the LED light source shall be within the defined operating window of the control gear in all operating conditions including dimming if applicable.

Separate control gear and light sources must be disposed of at certified disposal companies in accordance with Directive 2012/19/EU (WEEE) in the EU and with Waste Electrical and Electronic Equipment (WEEE) Regulations 2013 in the UK. For this purpose, collection points for recycling centres and take-back systems (CRSO) are available from retailers or private disposal companies, which accept separate control gear and light sources free of charge. In this way, raw materials are conserved and materials are recycled.

### Logistical Data

Product code	Product description	Packaging unit (Pieces/Unit)	Dimensions (length x width x height)	Volume	Gross weight
4052899590960	OT FIT 35/220...240/400 D LT2 UF L	Shipping carton box 20	385 mm x 160 mm x 66 mm	4.07 dm <sup>3</sup>	3717.00 g
4052899590984	OT FIT 75/220...240/700 D LT2 UF L	Shipping carton box 20	385 mm x 160 mm x 66 mm	4.07 dm <sup>3</sup>	3717.00 g

The mentioned product code describes the smallest quantity unit which can be ordered. One shipping unit can contain one or more single products. When placing an order, for the quantity please enter single or multiples of a shipping unit.

### Disclaimer

Subject to change without notice. Errors and omission excepted. Always make sure to use the most recent release.