

## OPTOTRONIC FIT D LT2 L

Linear / Area Constant Current – Non dimmable



### Areas of application

- Linear lighting for office, education, industry, storage areas and retail
- Installation in emergency lighting systems according to IEC 61347-2-13, appendix J
- Suitable for installation in emergency lighting systems according to EN 60598-2-22
- Suitable for luminaires of protection class I

### Product family benefits

- Flexible current setting (LEDset2)
- Lifetime: up to 100,000 h (temperature at  $T_C = 65\text{ °C}$ , max. 10 % failure rate)
- High quality of light thanks to low output ripple current
- Very high efficiency
- Fulfill safety requirement due to overload, overtemperature, Hot Plug protection

### Product family features

- Line frequency: 0 Hz | 50 Hz | 60 Hz
- Versatile scope of application due to output power range of up to 120 W
- Supply voltage: 220...240 V
- Available with output current range: up to 750 mA
- Non-isolated drivers

# Product family datasheet

## Technical data

### Electrical data

Product description	Nominal input voltage	Mains frequency	Input voltage AC	Current set	Total harmonic distortion
OT FIT 25/220...240/300 D LT2 L	220...240 V	0/50/60 Hz	198...264 V	LEDset	< 10 %
OT FIT 35/220...240/350 D LT2 L	220...240 V	0/50/60 Hz	198...264 V	LEDset	< 10 %
OT FIT 75/220...240/550 D LT2 L	220...240 V	0/50/60 Hz	198...264 V	LEDset	< 5 %
OT FIT 120/220...240/750 D LT2 L	220...240 V	0/50/60 Hz	198...264 V	LEDset	< 5 %

Product description	Power factor $\lambda$	Efficiency in full-load	Device power loss	Inrush current	Max. ECG no. on circuit breaker 10 A (B)
OT FIT 25/220...240/300 D LT2 L	0.42C...0.95	89 % <sup>1)</sup>	3.0 W	30 mA	63
OT FIT 35/220...240/350 D LT2 L	0.64C...0.97	92 % <sup>1)</sup>	3.0 W	30 A	19
OT FIT 75/220...240/550 D LT2 L	0.67C...0.99	93 % <sup>1)</sup>	7.0 W	41 A	16
OT FIT 120/220...240/750 D LT2 L	0.71C...0.99	92 % <sup>1)</sup>	12 W	70 A	8

Product description	Max. ECG no. on circuit breaker 16 A (B)	Max. ECG no. on circuit breaker 25 A (B)	Surge capability (L/N-Ground)	Surge capability (L-N)
OT FIT 25/220...240/300 D LT2 L	100	-	2 kV	1 kV
OT FIT 35/220...240/350 D LT2 L	30	-	2 kV	1 kV
OT FIT 75/220...240/550 D LT2 L	26	-	2 kV	1 kV
OT FIT 120/220...240/750 D LT2 L	13	-	2 kV	1 kV

Product description	Nominal output voltage	U-OUT (working voltage)	Nominal output current	Output current LEDset open
OT FIT 25/220...240/300 D LT2 L	40...216 V	< 250 V	35...300 mA <sup>2)</sup>	35 mA
OT FIT 35/220...240/350 D LT2 L	54...216 V	< 250 V	65...350 mA <sup>4)</sup>	35 mA
OT FIT 75/220...240/550 D LT2 L	54...216 V	< 250 V	125...550 mA <sup>4)</sup>	75 mA
OT FIT 120/220...240/750 D LT2 L	54...216 V	< 250 V	250...700 mA <sup>2)</sup>	250 mA

Product description	Output current LEDset shorted	Default output current	Output current tolerance
OT FIT 25/220...240/300 D LT2 L	300 mA	35 mA <sup>3)</sup>	±5 %
OT FIT 35/220...240/350 D LT2 L	350 mA	35 mA <sup>3)</sup>	±3 %
OT FIT 75/220...240/550 D LT2 L	550 mA	75 mA <sup>3)</sup>	±3 %
OT FIT 120/220...240/750 D LT2 L	750 mA	250 mA <sup>3)</sup>	±5 %

Product description	Output ripple current (100 Hz)	Output PSTLM	Output SVM	Nominal output power
OT FIT 25/220...240/300 D LT2 L	< 5 %	≤1	≤0.4	2...25 W

## Product family datasheet

Product description	Output ripple current (100 Hz)	Output PSTLM	Output SVM	Nominal output power
OT FIT 35/220...240/350 D LT2 L	< 1 %	≤1	≤0.4	4.1...35 W
OT FIT 75/220...240/550 D LT2 L	< 1 %	≤1	≤0.4	6.8...75 W
OT FIT 120/220...240/750 D LT2 L	< 1 %	≤1	≤0.4	13.5...120 W

Product description	Maximum output power	Galvanic isolation	Protective conductor current	Galvanic isolation primary/secondary
OT FIT 25/220...240/300 D LT2 L	25 W	Non isolated		
OT FIT 35/220...240/350 D LT2 L	35 W	Non isolated	<0.5 mA	-
OT FIT 75/220...240/550 D LT2 L	75 W	Non isolated	<0.5 mA	-
OT FIT 120/220...240/750 D LT2 L	120 W	Non isolated	<0.5 mA	-

1) at 230 V, 50 Hz

2) ±5%

3) LEDset deactivated

4) ±3%

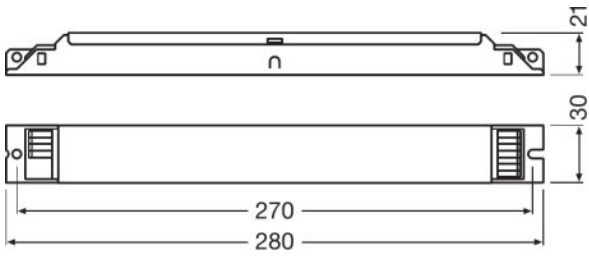
### Dimensions & weight

Product description	Mounting hole spacing, length	Product weight	Cable cross-section, input side	Cable cross-section, output side	Wire preparation length, input side
OT FIT 25/220...240/300 D LT2 L	270.0 mm	153.00 g	0.5...1.5 mm <sup>2</sup>	0.5...1.5 mm <sup>2</sup>	8.5...9.5 mm
OT FIT 35/220...240/350 D LT2 L	270.0 mm	172.00 g	0.5...1.5 mm <sup>2</sup>	0.5...1.5 mm <sup>2</sup>	8.5...9.5 mm
OT FIT 75/220...240/550 D LT2 L	270.0 mm	176.00 g	0.5...1.5 mm <sup>2</sup>	0.5...1.5 mm <sup>2</sup>	8.5...9.5 mm
OT FIT 120/220...240/750 D LT2 L	350.0 mm	290.00 g	0.5...1.5 mm <sup>2</sup>	0.5...1.5 mm <sup>2</sup>	8.5...9.5 mm

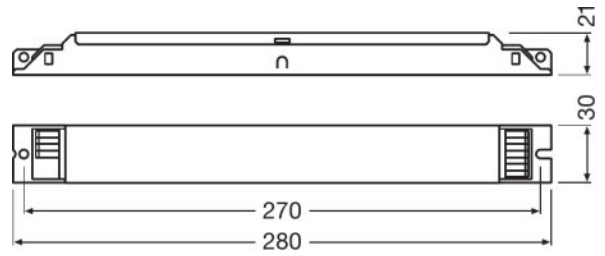
Product description	Wire preparation length, output side	Height	Width	Length
OT FIT 25/220...240/300 D LT2 L	8.5...9.5 mm	21.0 mm	30.0 mm	280.0 mm
OT FIT 35/220...240/350 D LT2 L	8.5...9.5 mm	21.0 mm	30.0 mm	280.0 mm
OT FIT 75/220...240/550 D LT2 L	8.5...9.5 mm	21.0 mm	30.0 mm	280.0 mm
OT FIT 120/220...240/750 D LT2 L	8.5...9.5 mm	21.0 mm	30.0 mm	360.0 mm

# Product family datasheet

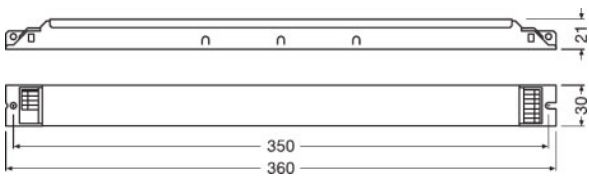
## Product line drawing



OT FIT 25/220...240/300 D LT2 L, OT FIT 35/220...240/350 D LT2 L



OT FIT 75/220...240/550 D LT2 L



OT FIT 120/220...240/750 D LT2 L

## Product family datasheet

### Colors & materials

Product description	Casing material
OT FIT 25/220...240/300 D LT2 L	Metal
OT FIT 35/220...240/350 D LT2 L	Metal
OT FIT 75/220...240/550 D LT2 L	Metal
OT FIT 120/220...240/750 D LT2 L	Metal

### Temperatures & operating conditions

Product description	Ambient temperature range	Maximum temperature at tc test point	Max.housing temperature in case of fault	Temperature range at storage
OT FIT 25/220...240/300 D LT2 L	-25...+60 °C	75 °C	110 °C	-40...+85 °C
OT FIT 35/220...240/350 D LT2 L	-25...+60 °C	75 °C	110 °C	-25...85 °C
OT FIT 75/220...240/550 D LT2 L	-25...+60 °C	75 °C	110 °C	-25...85 °C
OT FIT 120/220...240/750 D LT2 L	-25...+60 °C	75 °C	110 °C	-40...+85 °C

Product description	Permitted rel. humidity during operation
OT FIT 25/220...240/300 D LT2 L	5...85 % <sup>1)</sup>
OT FIT 35/220...240/350 D LT2 L	5...85 % <sup>1)</sup>
OT FIT 75/220...240/550 D LT2 L	5...85 % <sup>1)</sup>
OT FIT 120/220...240/750 D LT2 L	5...85 % <sup>1)</sup>

<sup>1)</sup> Maximum 56 days/year at 85 %

### Lifespan

Product description	ECG lifetime
OT FIT 25/220...240/300 D LT2 L	50000 / 100000 h <sup>1)</sup>
OT FIT 35/220...240/350 D LT2 L	50000 / 100000 h <sup>1)</sup>
OT FIT 75/220...240/550 D LT2 L	50000 / 100000 h <sup>1)</sup>
OT FIT 120/220...240/750 D LT2 L	50000 / 100000 h <sup>1)</sup>

<sup>1)</sup> At maximum  $T_c = 75^\circ\text{C}$  / 10% failure rate / At  $T_c = 65^\circ\text{C}$  / 10% failure rate

### Capabilities

Product description	Dimmable	Overheating protection	Overload protection
OT FIT 25/220...240/300 D LT2 L	No	Automatic reversible	Automatic reversible
OT FIT 35/220...240/350 D LT2 L	No	Automatic reversible	Automatic reversible
OT FIT 75/220...240/550 D LT2 L	No	Automatic reversible	Automatic reversible
OT FIT 120/220...240/750 D LT2 L	No	Automatic reversible	Automatic reversible

## Product family datasheet

Product description	Short-circuit protection	No-load proof	Intended for no-load operation	Max. cable length to lamp/LED module
OT FIT 25/220...240/300 D LT2 L	Automatic reversible	Yes	No	2.0 m <sup>1)</sup>
OT FIT 35/220...240/350 D LT2 L	Automatic reversible	Yes	No	2.0 m <sup>1)</sup>
OT FIT 75/220...240/550 D LT2 L	Automatic reversible	Yes	No	2.0 m <sup>1)</sup>
OT FIT 120/220...240/750 D LT2 L	Automatic reversible	Yes	No	2.0 m <sup>1)</sup>

Product description	Suitable for fixtures with prot. class	Suitable for emergency lighting	Type of connection, input side	Type of connection, output side
OT FIT 25/220...240/300 D LT2 L	I	Yes	Push terminal	Push terminal
OT FIT 35/220...240/350 D LT2 L	I	Yes	Push terminal	Push terminal
OT FIT 75/220...240/550 D LT2 L	I	Yes	Push terminal	Push terminal
OT FIT 120/220...240/750 D LT2 L	I	Yes	Push terminal	Push terminal

Product description	Number of channels
OT FIT 25/220...240/300 D LT2 L	1
OT FIT 35/220...240/350 D LT2 L	1
OT FIT 75/220...240/550 D LT2 L	1
OT FIT 120/220...240/750 D LT2 L	1

<sup>1)</sup> Output wires must be routed as close as possible to each other

### Programming

Product description	Programming device
OT FIT 25/220...240/300 D LT2 L	LEDset
OT FIT 35/220...240/350 D LT2 L	LEDset
OT FIT 75/220...240/550 D LT2 L	LEDset
OT FIT 120/220...240/750 D LT2 L	LEDset

## Product family datasheet

### Certificates & standards

Product description	Approval marks – approval	Standards	Protection class	Type of protection
OT FIT 25/220...240/300 D LT2 L	CE / EL / VDE-ENEC / VDE-EMC / EAC / CCC	Acc. to EN 61347-1/Acc. to EN 61347-2-13/Acc. to EN 62384/Acc. to EN 61000-3-2/Acc. to EN 61000-3-3/Acc. to EN 61547	I	IP20
OT FIT 35/220...240/350 D LT2 L	CE / EL / VDE-ENEC / VDE-EMC / EAC / CCC / BIS / RCM	Acc. to EN 61347-1/Acc. to EN 61347-2-13/Acc. to EN 55015/Acc. to EN 61547/Acc. to EN 61000-3-2/Acc. to EN 62384/Acc. to EN 62386	I	IP20
OT FIT 75/220...240/550 D LT2 L	CE / EL / VDE-ENEC / VDE-EMC / EAC / CCC / BIS / RCM	Acc. to EN 61347-1/Acc. to EN 61347-2-13/Acc. to EN 55015/Acc. to EN 61547/Acc. to EN 61000-3-2/Acc. to EN 62384/Acc. to EN 62386	I	IP20
OT FIT 120/220...240/750 D LT2 L	CE / EL / VDE-ENEC / VDE-EMC / EAC / CCC / BIS / RCM	Acc. to EN 61347-1/Acc. to EN 61347-2-13/Acc. to EN 62384/Acc. to EN 61000-3-2/Acc. to EN 61000-3-3/Acc. to EN 61547	I	IP20

### Logistical data

Product description	Commodity code
OT FIT 25/220...240/300 D LT2 L	85044083900
OT FIT 35/220...240/350 D LT2 L	85044083900
OT FIT 75/220...240/550 D LT2 L	85044083900
OT FIT 120/220...240/750 D LT2 L	85044083900

### Environmental information Information according Art. 33 of EU Regulation (EC) 1907/2006 (REACH)

Product description	Date of Declaration	Primary Article Identifier	Candidate List Substance 1
OT FIT 25/220...240/300 D LT2 L	08-12-2023	4052899990289	Lead
OT FIT 35/220...240/350 D LT2 L	21-04-2023	4052899478411	Lead
OT FIT 75/220...240/550 D LT2 L	11-08-2023	4052899478435	Lead
OT FIT 120/220...240/750 D LT2 L	28-04-2023	4052899497900	Lead

## Product family datasheet

Product description	CAS No. of substance 1	Safe Use Instruction	Declaration No. in SCIP database
OT FIT 25/220...240/300 D LT2 L	7439-92-1	The identification of the Candidate List substance is sufficient to allow safe use of the article.	c0ef009e-82d0-4eb4-b324-d2a139c461f3
OT FIT 35/220...240/350 D LT2 L	7439-92-1	The identification of the Candidate List substance is sufficient to allow safe use of the article.	05659f40-8ac0-4af9-8ee5-7101ddeac03a
OT FIT 75/220...240/550 D LT2 L	7439-92-1	The identification of the Candidate List substance is sufficient to allow safe use of the article.	414e8c66-0c05-437e-87f8-13b2aef14c1e
OT FIT 120/220...240/750 D LT2 L	7439-92-1	The identification of the Candidate List substance is sufficient to allow safe use of the article.	e187ee3c-e291-43ea-9ba3-ac575c6c217c









### Application advice

For more detailed application information and graphics please see product datasheet.

### Sales and Technical Support

— Sales and Technical Support [www.osram.com](http://www.osram.com)

### Download Data

File
 User instruction OPTOTRONIC LED Power Supply
 Certificates OT ENEC 40038085 010322
 Certificates LED drivers EMC 40011668 300922
 Certificates OT FIT 25 D LT2 L CCC 2023171002005164 071223
 Certificates CCC Certificate 2018171002002243
 Declarations of conformity OT FIT D LT2 L UK DoC 4288054 230322
 Declarations of conformity OT FIT D LT2 L CE 3461268 161023
 Declarations of conformity EATON(CEAG) Conformity declaration &nbsp;AM10893_OT_FIT_25_220-240_300_D_LT2_L



## Product family datasheet

	Declarations of conformity INOTEC Conformity declaration AM10893_OT_FIT_25_220-240_300_D_LT2_L
	CAD data OT FIT D LT2 L IGS 150120
	CAD data OT FIT D LT2 L STEP 150120
	CAD Data 2-dim OT FIT D LT2 L CAD2PDF 150120
	CAD data 3-dim OT FIT D LT2 L CAD3PDF 150120
	User instruction OPTOTRONIC LED Power Supply
	Certificates INOTEC Certificate OT FIT 35350 D LT2 L
	Certificates INOTEC Certificate OT FIT 35350 D LT2 L appendix
	CAD data CAD data IGS OT FIT 35,75D LT2 L G2
	CAD data CAD data STEP OT FIT 35,75D LT2 L G2
	CAD data PDF CAD data PDF OT FIT 35,75D LT2 L G2
	User instruction OPTOTRONIC LED Power Supply
	Certificates INOTEC Certificate OT FIT 120750 D LT2 L
	Certificates INOTEC Certificate OT FIT 120750 D LT2 L appendix
	Certificates OTI DALI OT FIT D LT2 L CB DE1 58970 040320
	CAD data OT FIT 120 D LT2 L IGS 270220
	CAD data OT FIT 120 D LT2 L STEP 270220
	CAD Data 2-dim OT FIT 120 D LT2 L CAD2PDF 270220
	CAD data 3-dim OT FIT 120 D LT2 L CAD3PDF 270220

## Product family datasheet

### Ecodesign regulation information:

Intended for use with LED modules.

The forward voltage of the LED light source shall be within the defined operating window of the control gear in all operating conditions including dimming if applicable.

Separate control gear and light sources must be disposed of at certified disposal companies in accordance with Directive 2012/19/EU (WEEE) in the EU and with Waste Electrical and Electronic Equipment (WEEE) Regulations 2013 in the UK. For this purpose, collection points for recycling centres and take-back systems (CRSO) are available from retailers or private disposal companies, which accept separate control gear and light sources free of charge. In this way, raw materials are conserved and materials are recycled.

### Logistical Data

Product code	Product description	Packaging unit (Pieces/Unit)	Dimensions (length x width x height)	Volume	Gross weight
405289990289	OT FIT 25/220...240/300 D LT2 L	Shipping carton box 20	305 mm x 161 mm x 104 mm	5.11 dm <sup>3</sup>	3237.00 g
4052899478411	OT FIT 35/220...240/350 D LT2 L	Shipping carton box 20	303 mm x 159 mm x 105 mm	5.06 dm <sup>3</sup>	3827.00 g
4052899478435	OT FIT 75/220...240/550 D LT2 L	Shipping carton box 20	305 mm x 161 mm x 104 mm	5.11 dm <sup>3</sup>	4237.00 g
4052899497900	OT FIT 120/220...240/750 D LT2 L	Shipping carton box 20	385 mm x 160 mm x 100 mm	6.16 dm <sup>3</sup>	5971.00 g

The mentioned product code describes the smallest quantity unit which can be ordered. One shipping unit can contain one or more single products. When placing an order, for the quantity please enter single or multiples of a shipping unit.

### Disclaimer

Subject to change without notice. Errors and omission excepted. Always make sure to use the most recent release.