

OPTOTRONIC FIT D CS L

Linear / Area Constant Current – Non dimmable



Areas of application

- Linear and area lighting
- Office, industrial and shop lighting
- Suitable for luminaires of protection class I

Product family benefits

- Versatile scope of application due to output power range of up to 65 W
- Safety requirement due to overload, overtemperature, short-circuit protection
- High efficiency
- User flexibility with four different output currents from one driver

Product family datasheet

Product family features

- Supply voltage: 220...240 V
- Line frequency: 50 Hz | 60 Hz
- Line voltage: 198...264 V
- Safety and performance according to IEC 61347-1, IEC 61347-2-13, IEC 62384
- RI suppression according to CISPR 15
- Line harmonics according to IEC 61000-3-2
- Immunity according to IEC 61547
- Lifetime: up to 100,000 h (temperature at $T_c = -10$ °C, max. 10 % failure rate)
- Non-isolated drivers

Product family datasheet

Technical data

Electrical data

Product description	Nominal input voltage	Mains frequency	Input voltage AC	Current set	Power factor λ
OT FIT 35/220...240/350 D CS L	220...240 V	50/60 Hz	220...240 V	DipSwitch	0.98
OT FIT 65/220-240/350 D CS L	220...240 V	50/60 Hz	220...240 V	DipSwitch	0.98
OT FIT 75/220-240/350 D CS L	220...240 V	50/60 Hz	198...264 V	DipSwitch	0.98

Product description	Efficiency in full-load	Device power loss	Inrush current	Max. ECG no. on circuit breaker 10 A (B)	Max. ECG no. on circuit breaker 10 A (C)
OT FIT 35/220...240/350 D CS L	91 % ¹⁾	4.0 W	30 A ²⁾	12	20
OT FIT 65/220-240/350 D CS L	93 % ¹⁾	5.0 W	30 A ²⁾	12	20
OT FIT 75/220-240/350 D CS L	93 % ¹⁾	6.0 W	< 40 A ⁴⁾	8	13

Product description	Max. ECG no. on circuit breaker 16 A (B)	Max. ECG no. on circuit breaker 16 A (C)	Surge capability (L/N-Ground)	Surge capability (L-N)
OT FIT 35/220...240/350 D CS L	19	32	2 kV	1 kV
OT FIT 65/220-240/350 D CS L	19	32	2 kV	1 kV
OT FIT 75/220-240/350 D CS L	13	22	2 kV	1 kV

Product description	Nominal output voltage	Nominal output current	Output ripple current (100 Hz)	Output PSTLM
OT FIT 35/220...240/350 D CS L	40...160 / 40...115 V ³⁾	200 / 250 / 300 / 350 mA	< 4 %	≤1
OT FIT 65/220-240/350 D CS L	70...220 / 70...190 V ³⁾	200 / 250 / 300 / 350 mA	< 4 %	≤1
OT FIT 75/220-240/350 D CS L	70...220 V ³⁾	200 / 250 / 300 / 350 mA	< 4 %	≤1

Product description	Output SVM	Nominal output power	Maximum output power	Total harmonic distortion
OT FIT 35/220...240/350 D CS L	≤0.4	8...40.3 W	40.3 W	< 10 %
OT FIT 65/220-240/350 D CS L	≤0.4	16...66.5 W	66.5 W	< 10 %
OT FIT 75/220-240/350 D CS L	≤0.4	16...77 W	77 W	< 10 %

Product description	Default output current	U-OUT (working voltage)
OT FIT 35/220...240/350 D CS L	350 mA	< 250 V
OT FIT 65/220-240/350 D CS L	350 mA	< 250 V
OT FIT 75/220-240/350 D CS L	350 mA	< 250 V

¹⁾ at 230 V, 50 Hz

²⁾ At 200 μ s

Product family datasheet

3) At 200/250 mA output current / At 300/350 mA output current

4) $t_{width} = 220 \mu s$ (measured at 50 % I_{peak})

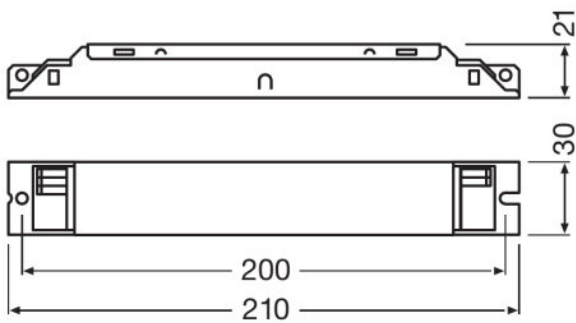
Dimensions & weight

Product description	Mounting hole spacing, length	Product weight	Cable cross-section, input side	Cable cross-section, output side	Wire preparation length, input side
OT FIT 35/220...240/350 D CS L	200.0 mm	125.00 g	0.5...1.5 / 0.75...1.5 mm ² 1)	0.5...1.5 / 0.75...1.5 mm ² 1)	8.5...9.5 mm
OT FIT 65/220-240/350 D CS L	200.0 mm	140.00 g	0.5...1.5 / 0.75...1.5 mm ² 1)	0.5...1.5 / 0.75...1.5 mm ² 1)	8.5...9.5 mm
OT FIT 75/220-240/350 D CS L	200.0 mm	140.00 g	0.5...1.5 / 0.75...1.5 mm ² 1)	0.5...1.5 / 0.75...1.5 mm ² 1)	8.0...9.0 mm

Product description	Wire preparation length, output side	Width	Length	Height
OT FIT 35/220...240/350 D CS L	8.5...9.5 mm	30.0 mm	210.0 mm	21.0 mm
OT FIT 65/220-240/350 D CS L	8.5...9.5 mm	30.0 mm	210.0 mm	21.0 mm
OT FIT 75/220-240/350 D CS L	8.0...9.0 mm	30.0 mm	210.0 mm	21.0 mm

1) Solid / Flexible

Product line drawing



OT FIT 35/220...240/350 D CS L, OT FIT 65/220-240/350 D CS L, OT FIT 75/220-240/350 D CS L

Product family datasheet

Colors & materials

Product description	Casing material
OT FIT 35/220...240/350 D CS L	Metal
OT FIT 65/220-240/350 D CS L	Metal
OT FIT 75/220-240/350 D CS L	Metal

Temperatures & operating conditions

Product description	Ambient temperature range	Maximum temperature at tc test point	Max.housing temperature in case of fault	Temperature range at storage
OT FIT 35/220...240/350 D CS L	-25...+50 °C	75 °C	110 °C	-25...80 °C
OT FIT 65/220-240/350 D CS L	-25...+50 °C	75 °C	110 °C	-25...80 °C
OT FIT 75/220-240/350 D CS L	-25...+50 °C	75 °C	110 °C	-25...80 °C

Product description	Permitted rel. humidity during operation
OT FIT 35/220...240/350 D CS L	5...85 % ¹⁾
OT FIT 65/220-240/350 D CS L	5...85 % ¹⁾
OT FIT 75/220-240/350 D CS L	5...85 % ²⁾

¹⁾ Maximum 56 days/year at 85 %

²⁾ Non-condensing

Lifespan

Product description	ECG lifetime
OT FIT 35/220...240/350 D CS L	50000 / 100000 h ¹⁾
OT FIT 65/220-240/350 D CS L	50000 / 100000 h ¹⁾
OT FIT 75/220-240/350 D CS L	50000 / 100000 h ²⁾

¹⁾ At maximum $T_c = 75^\circ\text{C}$ / 10% failure rate / At $T_c = 65^\circ\text{C}$ / 10% failure rate

²⁾ At maximum $T_c = 75^\circ\text{C}$ / 10% failure rate

Capabilities

Product description	Dimmable	Overheating protection	Overload protection
OT FIT 35/220...240/350 D CS L	No	Automatic reversible	Automatic reversible
OT FIT 65/220-240/350 D CS L	No	Automatic reversible	Automatic reversible
OT FIT 75/220-240/350 D CS L	No	Automatic reversible	Automatic reversible

Product description	Short-circuit protection	No-load proof	Intended for no-load operation	Max. cable length to lamp/LED module
OT FIT 35/220...240/350 D CS L	Automatic reversible	Yes	No	2.0 m ¹⁾
OT FIT 65/220-240/350 D CS L	Automatic reversible	Yes	No	2.0 m ¹⁾

Product family datasheet

Product description	Short-circuit protection	No-load proof	Intended for no-load operation	Max. cable length to lamp/LED module
OT FIT 75/220-240/350 D CS L	Automatic reversible	Yes	No	2.0 m ¹⁾

Product description	Suitable for fixtures with prot. class	Number of channels
OT FIT 35/220...240/350 D CS L	I	1
OT FIT 65/220-240/350 D CS L	I	1
OT FIT 75/220-240/350 D CS L	I	1

¹⁾ Output wires must be routed as close as possible to each other

Programming

Product description	Programming device
OT FIT 35/220...240/350 D CS L	DIPswitch
OT FIT 65/220-240/350 D CS L	DIPswitch
OT FIT 75/220-240/350 D CS L	DIPswitch

Certificates & standards

Product description	Approval marks – approval	Standards	Type of protection
OT FIT 35/220...240/350 D CS L	CE / ENEC 05 / EAC / CCC / BIS / RCM	Acc. to IEC 61347-1/Acc. to IEC 61347-2-13/Acc. to IEC 62384/Acc. to IEC 61000-3-2/Acc. to IEC 61000-3-3/Acc. to IEC 61547	IP20
OT FIT 65/220-240/350 D CS L	CE / ENEC 05 / EAC / CCC / BIS / RCM	Acc. to IEC 61347-1/Acc. to IEC 61347-2-13/Acc. to IEC 62384/Acc. to IEC 61000-3-2/Acc. to IEC 61000-3-3/Acc. to IEC 61547	IP20
OT FIT 75/220-240/350 D CS L	CE / ENEC 05 / EAC / CCC / BIS / RCM	Acc. to IEC 61347-1/Acc. to IEC 61347-2-13/Acc. to IEC 62384/Acc. to IEC 61000-3-2/Acc. to IEC 61000-3-3/Acc. to IEC 61547	IP20

Logistical data

Product description	Commodity code
OT FIT 35/220...240/350 D CS L	85044083900
OT FIT 65/220-240/350 D CS L	85044083900
OT FIT 75/220-240/350 D CS L	85044083900

Product family datasheet

Environmental information Information according Art. 33 of EU Regulation (EC) 1907/2006 (REACH)

Product description	Date of Declaration	Primary Article Identifier	Candidate List Substance 1
OT FIT 35/220...240/350 D CS L	19-05-2023	4052899531437	Lead
OT FIT 65/220-240/350 D CS L	14-04-2023	4052899531451	Lead
OT FIT 75/220-240/350 D CS L	21-07-2023	4062172006323	Lead

Product description	CAS No. of substance 1	Safe Use Instruction	Declaration No. in SCIP database
OT FIT 35/220...240/350 D CS L	7439-92-1	The identification of the Candidate List substance is sufficient to allow safe use of the article.	61485c6a-f241-4036-ad91-92b3fa8b2d6a
OT FIT 65/220-240/350 D CS L	7439-92-1	The identification of the Candidate List substance is sufficient to allow safe use of the article.	e35788dd-003c-4d35-b3d3-46ecb7e951fe
OT FIT 75/220-240/350 D CS L	7439-92-1	The identification of the Candidate List substance is sufficient to allow safe use of the article.	267d6688-fe0a-4b08-92aa-47525fd35f99






Application advice

For more detailed application information and graphics please see product datasheet.

Sales and Technical Support

Sales and Technical Support www.osram.com

Download Data

File
 User instruction OPTOTRONIC LED Power Supply
 Certificates CB certificate OT FIT 35 65 75 D CS L
 Certificates ENEC certificate_OT FIT 18220-240350 CS L AP, OT FIT 35220-240350 D CS L, OT FIT 65220-240350 D CS L
 Declarations of conformity OT FIT D CS L CE 3572543 121022
 Declarations of conformity OT FIT D CS L UK DoC 4294836 121022

Product family datasheet



CAD data 3-dim
CAD data_OT FIT 18220-240350 CS L AP,OT FIT 35220-240350 D CS L, OT FIT 65220-240350 D CS L



CAD data PDF
CAD data PDF_OT FIT 18220-240350 CS L AP, OT FIT 35220-240350 D CS L, OT FIT 65220-240350 D CS L

Ecodesign regulation information:

Intended for use with LED modules.

The forward voltage of the LED light source shall be within the defined operating window of the control gear in all operating conditions including dimming if applicable.

Separate control gear and light sources must be disposed of at certified disposal companies in accordance with Directive 2012/19/EU (WEEE) in the EU and with Waste Electrical and Electronic Equipment (WEEE) Regulations 2013 in the UK. For this purpose, collection points for recycling centres and take-back systems (CRSO) are available from retailers or private disposal companies, which accept separate control gear and light sources free of charge. In this way, raw materials are conserved and materials are recycled.

Logistical Data

Product code	Product description	Packaging unit (Pieces/Unit)	Dimensions (length x width x height)	Volume	Gross weight
4052899531437	OT FIT 35/220...240/350 D CS L	Shipping carton box 20	234 mm x 161 mm x 101 mm	3.81 dm ³	2665.00 g
4052899531451	OT FIT 65/220-240/350 D CS L	Shipping carton box 20	234 mm x 161 mm x 101 mm	3.81 dm ³	2965.00 g
4062172006323	OT FIT 75/220-240/350 D CS L	Shipping carton box 20	234 mm x 161 mm x 101 mm	3.81 dm ³	2965.00 g

The mentioned product code describes the smallest quantity unit which can be ordered. One shipping unit can contain one or more single products. When placing an order, for the quantity please enter single or multiples of a shipping unit.

Disclaimer

Subject to change without notice. Errors and omission excepted. Always make sure to use the most recent release.