

CV Power supplies 24 V



Product family features

- DC mode functionality
- Type of protection: IP66 and IP67
- Surge protection: up to 4 kV (L-N) / 6 kV (L/N-PE)
- Wide operating temperature range: -30...+55 °C
- Lifetime: up to 50,000 h (temperature at max. t_c)

Product family benefits

- Large range of products from 20 W to 250 W
- Installation in very cold and hot environments
- Very stable output power
- High electrical reversible short-circuit, overload, overtemperature protection
- Smart Power Supply: boosting power to turn on cold LEDs
- Independent installation possible

Areas of application

- Facades, public squares, cruise ships
- Signage
- Suitable for indoor and outdoor installations

Product family datasheet

Technical data

Product description	Electrical data						
	Nominal output power	Mains frequency	Nominal voltage	Device power loss	Power factor λ	Inrush current	Galvanic isolation primary/secondary
OT 20/220...240/24 P	20 W	0...60 Hz	220...240 V	4.1 W	0.95	20 A	3 kV
OT 40/220...240/24 P	40 W	0...60 Hz	220...240 V	4.0 W	0.95	20 A	3 kV
OT 60/220...240/24 P	60 W	0...60 Hz	220...240 V	8.9 W	0.95	30 A	3 kV
OT 100/220...240/24 P	100 W	0...60 Hz	220...240 V	11.8 W	0.95	60 A	3 kV
OT 130/220...240/24 P	130 W	0...60 Hz	220...240 V	14.7 W	0.95	60 A	3 kV
OT 250/220...240/24 P	250 W	0...60 Hz	220...240 V	21.7 W	0.95	75 A	3 kV

Product description	Input voltage AC	Efficiency in full-load	Input voltage DC	Nominal output voltage	Dimensions & weight
					Length
OT 20/220...240/24 P	198...264 V	83 % ¹⁾	176...250 V	24.2 V	178.0 mm
OT 40/220...240/24 P	198...264 V	85 % ¹⁾	176...250 V	24.2 V	208.0 mm
OT 60/220...240/24 P	198...264 V	87 % ¹⁾	176...250 V	24.2 V	208.0 mm
OT 100/220...240/24 P	198...264 V	90 % ¹⁾	176...250 V	24.2 V	240.0 mm
OT 130/220...240/24 P	198...264 V	90.5 % ¹⁾	176...250 V	24.2 V	220.0 mm
OT 250/220...240/24 P	198...264 V	92 % ¹⁾	176...250 V	24.2 V	265.0 mm

Product description	Width	Height	Mounting hole spacing, length	Product weight	Temperatures & operating conditions	
					Ambient temperature range	Permitted rel. humidity during operation
OT 20/220...240/24 P	43.0 mm	25.0 mm	169.0 mm	315.00 g	-30...+55 °C	5...85 % ²⁾
OT 40/220...240/24 P	43.0 mm	26.0 mm	199.0 mm	416.00 g	-30...+55 °C	5...85 % ²⁾
OT 60/220...240/24 P	43.0 mm	26.0 mm	199.0 mm	420.00 g	-30...+50 °C	5...85 % ²⁾
OT 100/220...240/24 P	50.0 mm	34.0 mm	227.0 mm	765.00 g	-30...+55 °C	5...85 % ²⁾
OT 130/220...240/24 P	63.0 mm	37.0 mm	207.0 mm	943.00 g	-30...+55 °C	5...85 % ²⁾
OT 250/220...240/24 P	68.0 mm	40.0 mm	250.0 mm	1340.00 g	-30...+55 °C	5...85 % ²⁾

Product description	Capabilities			
	Suitable for fixtures with prot. class	Overheating protection	Overload protection	Short-circuit protection
OT 20/220...240/24 P	II	Yes	Yes	Yes
OT 40/220...240/24 P	II	Yes	Yes	Yes
OT 60/220...240/24 P	II	Yes	Yes	Yes
OT 100/220...240/24 P	I	Yes	Yes	Yes
OT 130/220...240/24 P	I	Yes	Yes	Yes
OT 250/220...240/24 P	I	Yes	Yes	Yes

Product family datasheet

Product description	No-load proof	Number of channels	Dimmable	Certificates & standards
				Type of protection
OT 20/220...240/24 P	Yes	1	No	IP66
OT 40/220...240/24 P	Yes	1	No	IP66
OT 60/220...240/24 P	Yes	1	No	IP66
OT 100/220...240/24 P	Yes	1	No	IP66/IP67
OT 130/220...240/24 P	Yes	1	No	IP66/IP67
OT 250/220...240/24 P	Yes	1	No	IP66/IP67

Product description	Standards	Approval marks – approval	Logistical data	Environmental information according Art. 33 of EU Regulation (EC) 1907/2006 (REACH)
			Commodity code	Date of Declaration
OT 20/220...240/24 P	Acc. to EN 61000-3-3/Acc. to EN 60598-1/Acc. to EN 62384	ENEC / RCM / CCC / EAC / CE	85044083900	23-06-2023
OT 40/220...240/24 P	Acc. to EN 61000-3-3/Acc. to EN 60598-1/Acc. to EN 62384	ENEC / RCM / CCC / EAC / CE	85044083900	28-04-2023
OT 60/220...240/24 P	Acc. to EN 61347-1/Acc. to EN 61347-2-13/Acc. to EN 55015/Acc. to EN 61547/Acc. to EN 61000-3-2/Acc. to EN 61000-3-3/Acc. to EN 60598-1/Acc. to EN 62384	ENEC / RCM / CCC / EAC / CE	85044083900	23-06-2023
OT 100/220...240/24 P	Acc. to EN 61347-1/Acc. to EN 61347-2-13/Acc. to EN 55015/Acc. to EN 61547/Acc. to EN 61000-3-2/Acc. to EN 61000-3-3/Acc. to EN 60598-1/Acc. to EN 62384	ENEC / RCM / CCC / EAC / CE	85044083900	28-04-2023
OT 130/220...240/24 P	Acc. to EN 61347-1/Acc. to EN 61347-2-13/Acc. to EN 55015/Acc. to EN 61547/Acc. to EN 61000-3-2/Acc. to EN 61000-3-3/Acc. to EN 60598-1/Acc. to EN 62384	ENEC / RCM / CCC / EAC / CE	85044083900	09-06-2023
OT 250/220...240/24 P	Acc. to EN 61347-1/Acc. to EN 61347-2-13/Acc. to EN 55015/Acc. to EN 61547/Acc. to EN 61000-3-2/Acc. to EN 61000-3-3/Acc. to EN 60598-1/Acc. to EN 62384	ENEC / RCM / CCC / EAC / CE	85044083900	23-06-2023

Product family datasheet

Product description	Primary Article Identifier	Candidate List Substance 1	CAS No. of substance 1	Safe Use Instruction
OT 20/220...240/24 P	4052899545922	Lead	7439-92-1	The identification of the Candidate List substance is sufficient to allow safe use of the article.
OT 40/220...240/24 P	4052899545946	Lead	7439-92-1	The identification of the Candidate List substance is sufficient to allow safe use of the article.
OT 60/220...240/24 P	4052899545960	Lead	7439-92-1	The identification of the Candidate List substance is sufficient to allow safe use of the article.
OT 100/220...240/24 P	4052899545984	Lead	7439-92-1	The identification of the Candidate List substance is sufficient to allow safe use of the article.
OT 130/220...240/24 P	4052899546004	Lead	7439-92-1	The identification of the Candidate List substance is sufficient to allow safe use of the article.
OT 250/220...240/24 P	4052899546028	Lead	7439-92-1	The identification of the Candidate List substance is sufficient to allow safe use of the article.

Product description	Declaration No. in SCIP database
OT 20/220...240/24 P	19d38480-d117-4459-bb38-530ce52bd9fd
OT 40/220...240/24 P	ce74bea9-7ad2-4460-af95-dfb4c44f873e
OT 60/220...240/24 P	e3eb2033-fdf6-4b17-88af-ca61811abd67
OT 100/220...240/24 P	892b2c4e-6da4-474a-b802-06e32bee6fb9

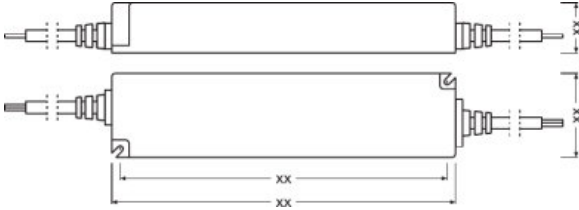
Product family datasheet

Product description	Declaration No. in SCIP database
OT 130/220...240/24 P	57d61b77-eb3b-4037-ba5a-062c4241bf95
OT 250/220...240/24 P	f635189a-9cd9-4ed8-af34-5f1e7ad078b1

¹⁾ at 230 V, 50 Hz

²⁾ Maximum 56 days/year at 85 %

Product family datasheet




OT 20220-24024 P




OT 40220-24024 P




OT 60220-24024 P



OT 100220-24024 P



OT 130220-24024 P



OT 250220-24024 P

Product family datasheet
















Application advice

For more detailed application information and graphics please see product datasheet.



Sales and Technical Support

Sales and Technical Support www.osram.com

Download Data

	File
	User instruction OPTOTRONIC LED Power Supply
	Product Datasheet Datasheet OT 20220-24024 P
	Brochures OPTOTRONIC constant-voltage LED power supplies and controls (EN)
	Certificates CCC Certificate No. 2018011002044637
	Certificates CB Test Certificate No. SG PSB-LE-00930
	Certificates ENEC Certificate No. U6 18 01 84117 051
	Declarations of conformity Attestation of Conformity No. N8A 18 01 84117 055
	Declarations of conformity Attestation of Conformity No. E8A 18 01 84117 050
	Declarations of conformity OT 24V P DIMP CE 3537796 09 080823
	Product Datasheet Datasheet OT 40220-24024 P
	Certificates CCC Certificate No. 2018011002043864
	Product Datasheet Datasheet OT 60220-24024 P
	Product Datasheet Datasheet OT 100220-24024 P
	Certificates CCC Certificate No. 2018011002043871
	Certificates OT 24 P CB 4163267 01 101023
	Certificates ENEC Certificate No. U6 18 01 84117 048

Product family datasheet

	Declarations of conformity Attestation of Conformity No. N8A 18 01 84117 054
	Declarations of conformity Attestation of Conformity No. E8A 18 01 84117 049
	Product Datasheet Datasheet OT 130220-24024 P
	Product Datasheet Datasheet OT 250220-24024 P
	CAD data 3-dim OT 250 220-240 24 P- 3D stp file

Ecodesign regulation information:

Intended for use with LED modules.

The forward voltage of the LED light source shall be within the defined operating window of the control gear in all operating conditions including dimming if applicable.

Separate control gear and light sources must be disposed of at certified disposal companies in accordance with Directive 2012/19/EU (WEEE) in the EU and with Waste Electrical and Electronic Equipment (WEEE) Regulations 2013 in the UK. For this purpose, collection points for recycling centres and take-back systems (CRSO) are available from retailers or private disposal companies, which accept separate control gear and light sources free of charge. In this way, raw materials are conserved and materials are recycled.

Logistical Data

Product code	Product description	Packaging unit (Pieces/Unit)	Dimensions (length x width x height)	Volume	Gross weight
4052899545922	OT 20/220...240/24 P	Shipping carton box 20	334 mm x 277 mm x 186 mm	17.21 dm ³	7416.00 g
4052899545946	OT 40/220...240/24 P	Shipping carton box 20	334 mm x 310 mm x 194 mm	20.09 dm ³	9525.00 g
4052899545960	OT 60/220...240/24 P	Shipping carton box 20	334 mm x 310 mm x 194 mm	20.09 dm ³	9605.00 g
4052899545984	OT 100/220...240/24 P	Shipping carton box 10	384 mm x 324 mm x 134 mm	16.67 dm ³	8704.00 g
4052899546004	OT 130/220...240/24 P	Shipping carton box 10	439 mm x 299 mm x 126 mm	16.54 dm ³	10590.00 g
4052899546028	OT 250/220...240/24 P	Shipping carton box 10	459 mm x 344 mm x 144 mm	22.74 dm ³	14752.00 g

The mentioned product code describes the smallest quantity unit which can be ordered. One shipping unit can contain one or more single products. When placing an order, for the quantity please enter single or multiples of a shipping unit.

Product family datasheet

Disclaimer

Subject to change without notice. Errors and omission excepted. Always make sure to use the most recent release.